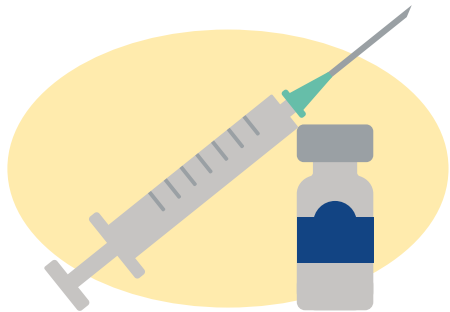



NEW ARRIVALS ON THE YARD


The following advice is designed to help you to reduce the risk of introducing infectious disease onto your yard through the arrival of new horses or short-term visitors.




Check the horse's vaccination status – up-to-date flu vaccination should be a prerequisite for all new arrivals.




Isolate the new horse for two to three weeks to ensure that they aren't incubating disease.




During isolation, check the horse regularly for symptoms such as a cough, nasal discharge or a fever.



If isolation isn't possible, ask your vet to test for diseases such as equine influenza or strangles.



At the start of isolation, use an appropriate parasite treatment – your vet will be able to advise.



Don't spread manure from isolated horses onto fields to reduce the risk of introducing resistant parasites.



Keep day and short-term visitors separate from resident horses to reduce the risk of disease spread.



Ensure isolation stables and those for day visitors are cleaned and disinfected after use.